



Bromley Beacon Academy

Labour Market Information

Labour Market Information (LMI) is an important tool to help us identify which jobs are on the increase and where we identify jobs that will pay us the best wage!

The information below will provide you with details of the local picture in the London Borough of Bromley.

This information is based on the latest statistics and will be updated on an annual basis.

In 2021, 94.7% of the Labour market for Bromley was recorded as employed, just below the 94.8% average for England. Of those employed, 15.1% are self-employed and 84.9% are employees.

The average salary in 2021 is £38,770


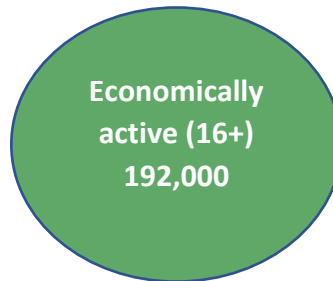
Business data supplied by the Office for National Statistics (ONS) show the most common job group in Bromley is Business & Public Service Assoc, Professionals and the fastest growing job in Bromley is Skilled Construction & Building Trades with roles increasing 313% between July 2020 and July 2021. In England, the fastest growing job role is Corporate Managers & Directors.



The population in Bromley is 332,800
In employment – 182,000
Employees – 157,600
Self-employed – 23,500
Unemployed – 8,500
15.17% self-employment in Bromley (compared with UK 10.7%)
Unemployment claimant rate (Aug 22) 2.9% (compared with London 4.7%; UK 3.7%)

Useful facts & Figures

- Average earnings by residents in Bromley are £787.10pw (compared with London £728.80; UK £613.10)



BROMLEY BEACON ACADEMY



LONDON SOUTH EAST ACADEMIES TRUST



Labour Market Information

*LMI obtained from the Office for National Statistics and Gov.uk. Last updated August 2020
 ** Data used in this poster covers the period April - June 2020 and includes furloughed workers

National Careers Service

London LEP

Enfield, Barnet, Haringey, Hillingdon, Ealing, Brent, Hounslow, Haringey, Waltham Forest, Hackney, Westminster, Camden, Richmond, Islington, Newham, Lambeth, Tower Hamlets, Redbridge, Havering, Southwark, Lambeth, Kingston, Merton, Lewisham, Greenwich, Bexley, Croydon, Sutton, Smith, Feltham, Barking & Dagenham, Kensington & Chelsea



Employment

UK - 76.4%
LEP - 75.1%



Unemployment

UK - 3.9%
LEP - 4.7%

16-64 year old population = 6,014,100
Total population = 8,908,100

Full-Time Salary



UK Average - £30,414
LEP Average - £38,272

Self-Employment



866,200 people in the region are self-employed

Apprenticeships

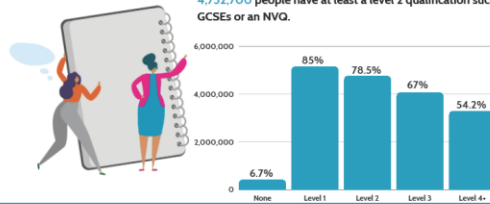
There are approximately 1,591 live vacancies within a 40 mile radius of the City of London, including...

- Business Development
- Fire & Security Engineer
- Accountant
- Civil Engineer
- Accountancy
- Project Manager
- Product Development
- Junior Content Producer
- Software Engineer
- Cyber Security Technologist

Plus many more! Find local opportunities on www.apprenticeships.gov.uk/

Qualification levels

4,752,700 people have at least a level 2 qualification such as GCSEs or an NVQ.



Where do people work right now?

Most jobs

- Science & Technology - 705,000 (13.7%)
- Wholesale & Retail - 619,000 (12%)
- Administration - 565,000 (10.9%)
- Health & Social Care - 530,000 (10.3%)
- Accommodation & Food - 436,000 (8.4%)

Fewest jobs

- Arts & Entertainment - 128,000 (2.5%)
- Manufacturing - 112,000 (2.2%)
- Electricity, Gas & Air - 19,000 (0.4%)
- Water, Sewerage & Waste - 14,000 (0.3%)
- Mining, Quarrying & Utilities - 3,000 (0.1%)

Growth Sectors

- Professional Services
- IT and Cyber Security
- Health and Social Care
- Construction
- Creative and Digital

There are many other sectors that will grow in your region.

What are some of the region's big name companies?



Need careers advice? Call us on 0800 100 900, contact us [online](#), or find us on Facebook, Twitter and The Student Room.

Labour Market Information

*LMI obtained from the Office for National Statistics and Gov.uk. Poster last updated August 2020
 ** Data used in this poster covers the period April - June 2020 and includes furloughed workers

National Careers Service

South East LEP

East Sussex, Essex, Kent, Medway, Southend & Thurrock



Employment

UK - 76.4%
LEP - 77.9%



Unemployment

UK - 3.9%
LEP - 3.5%

16-64 year old population = 2,559,100
Total population = 4,233,800

Full-Time Salary



UK Average - £30,414
LEP Average - £29,697

Self-Employment



353,900 people in the region are self-employed

Apprenticeships

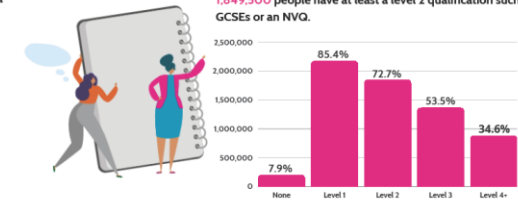
There are approximately 1,409 live vacancies within a 40 mile radius of Grays, including...

- Dental Nurse
- Business and Administration
- Import/Export Clerk
- Chef
- Teaching Assistant
- Hair and Beauty
- Accountant
- Website Administrator
- Digital Marketing
- Geospatial Survey Technician

Plus many more! Find local opportunities on www.apprenticeships.gov.uk/

Qualification levels

1,849,500 people have at least a level 2 qualification such as GCSEs or an NVQ.



Where do people work right now?

Most jobs

- Wholesale & Retail - 282,000 (17.7%)
- Health & Social Care - 224,000 (14.1%)
- Education - 159,000 (10%)
- Administration - 129,000 (8.1%)
- Accommodation & Food - 118,000 (7.4%)

Fewest jobs

- Arts & Entertainment - 41,000 (2.6%)
- Real Estate - 25,000 (1.6%)
- Water, Sewerage & Waste - 16,000 (1%)
- Electricity, Gas & Air - 3,500 (0.2%)
- Mining, Quarrying & Utilities - 600 (0.02%)

Growth Sectors

- Health and Social Care
- Construction
- Manufacturing
- IT, Digital & Creative
- Professional, scientific & technical

There are many other sectors that will grow in your region.

What are some of the region's big name companies?



Need careers advice? Call us on 0800 100 900, contact us [online](#), or find us on Facebook, Twitter and The Student Room.

Employment by Occupation (April 2020 – March 2022)

Business Area	Number of jobs Bromley (2018)	Bromley %	London %	Great Britain %
Managers, Directors & Senior Officials	26,500	14.5	12.8	10.4
Professional Occupations	61,500	33.8	33.1	25.5
Associate Professional & Technical	24,800	13.6	16.8	14.9
Administrative & Secretarial	25,700	14.1	9.9	10.3
Skilled Trade Occupations	13,000	7.1	5.3	8.7
Caring, Leisure & Other Service Occupations	10,000	5.5	6.4	8.1
Sales & Customer Service Occupations	9,800	5.4	5.1	6.7
Process Plant & Machine Operatives	#	#	3.1	5.6
Elementary Occupations	7,100	3.9	7.0	9.5

To find out more information about jobs in our local area, go to the Careers Coach on our website where you will find lots more information! Click [HERE](#) to take you straight to the website.

The screenshot shows the 'Career Coach' section of the London South East Colleges website. The header is pink with the logo on the left and 'Search', 'Login', and 'Sign Up' on the right. A navigation bar below the header contains 'Assessment', 'Careers', 'Courses', and 'CV Builder'. The main heading is 'Welcome to Career Coach' with the subtext 'Discover courses and in-demand careers and education based on your interests!'. Below this are three white cards: 'Take Career Assessment' with a 'Take the Assessment' button, 'Browse Careers' with a search box and 'Browse all Careers' link, and 'Browse Courses' with a search box and 'Browse all Courses' link.